

POWERLOOK

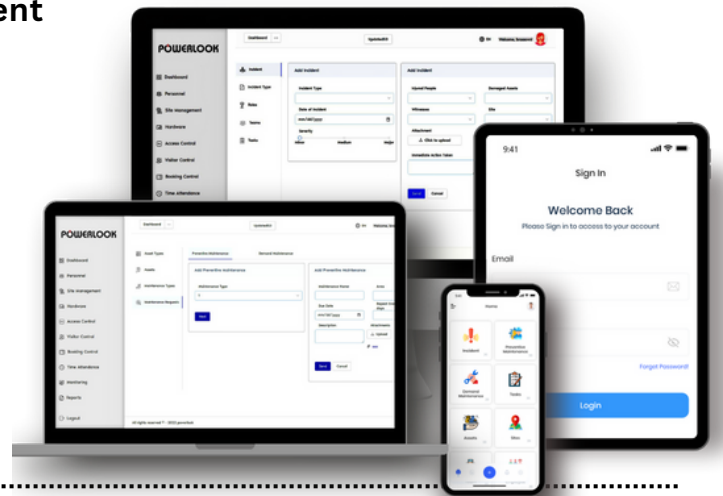
INCIDENTS REPORTING MANAGEMENT "IRS"

"Gain & Improve your business's ability to investigate, and implement corrective action."

What is Incidents Reporting Management "IRS"?

POWERLOOK "IRS" is a cloud-based system that enables organizations and employees to report and manage rapid incidents online, our incident & maintenance reporting software ensures that you can handle and track the life cycle of the incident.

POWERLOOK "IRS" makes responding to incidents faster by automating the routine tasks of incident management, which helps you focus on actually fixing the issue.



POWERLOOK "IRS" benefits for organizations:

Quickly detect issues and changes in your organization

1

2

Easily escalate alerts to the right teams

Automate declaring, assigning tasks, and communicating for incidents of any severity

3

4

Identify actionable insights on incidents across services, teams, or geographies.

Respond effectively so they can recover fast.

5

6

Communicate clearly to customers, stakeholders, service owners, and others in the organization.

Collaborate effectively to solve the issue faster as a team and remove barriers that prevent them from resolving the issue.

7

8

Continuously improve to learn from these incidents and apply lessons to improve service and refine their process for the future.



+966-55-800-5877



Sales@ssi.com.sa



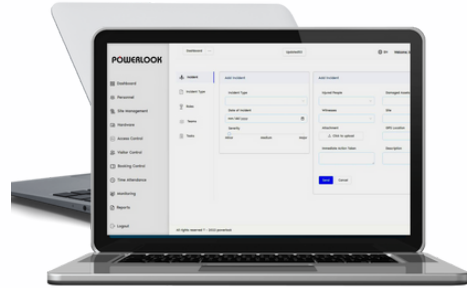
powerlooksoft.com

POWERLOOK Incident Reporting enables you to:

01

Report incidents and meet compliance requirements easily:

Simplify compliant incident-reporting for all staff, contractors & site visitors into one operation.

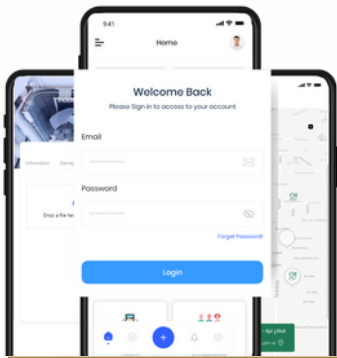


02

Enable anyone on-site to report an incident in real time:

Provides anyone on-site with an incident report online solution. Staff and visitors can report an incident or injury in real time from any device with internet access. Management get notified instantly using the incident notification system

03



Manage the full incident lifecycle:

Rapid Incident Reporting provides an incident management solution to manage the entire incident lifecycle. From a solution to report a site incident, to investigation, corrective actions, response procedures, and statistics reporting, POWERLOOK "IRS" handles it all with ease.

04

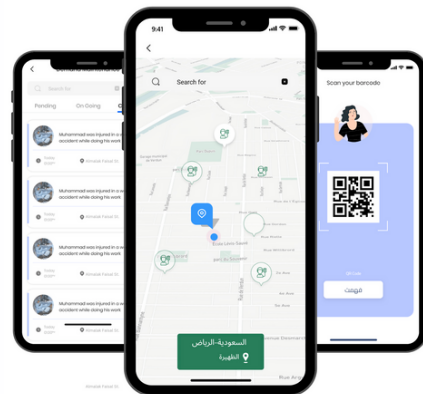
Customize the system to report any incident type:

POWERLOOK "IRS" can be used to record all incident types including injuries, environmental problems, maintenance issues, and quality issues. Attach photos and records of interviews to incident reports. POWERLOOK "IRS" is fully customizable for any business category or industry..

05

Record all relevant aspects of the incident:

Tailor your incident reporting form to capture the details relevant to your company. Fill out initial details at the scene on your device. Reduce the number of incidents by gaining insight from incident reports about key areas of concern related to the safety record of your business.



Incidents Reporting Management "IRS"

" User Journey "

POWERLOOK Incidents Management Journey



Step 1: Incident Reporting

In incident reporting all information that can contribute to understanding the incident should be collected and reported immediately.

When gathering information for an incident report, the person responsible for reporting should ask for the following:

- **What type of incident happened?**
- **Who are the people involved?**
- **Where did the incident occur?**
- **When did the incident happen?**
- **How severe is the incident, and, if possible, why the incident took place?**

The incident report can also include photos to help provide better context on the type and severity of the incident.

.....

Step 2: Corrective Action

Corrective actions are ideally monitored to ensure that they are completed and that the desired outcome is achieved.

Because incidents in the workplace were anticipated based on identified risks, and analyzing the situation, corrective actions should be applied to mitigate the negative impact of incidents and prevent a recurrence.

.....

Step 3: Investigation and Analysis:

To maintain smooth operations and workplace safety, known risks and hazards are kept in check by implementing controls that either eliminate the possibility of the occurrence of incidents or mitigate their impact; An incident investigation may entail the gathering of personal data of the people involved in the incident as well as sensitive information from documents, photos, and other media that can help provide a better understanding of the sequence of events that led to the incident. Using trusted tools with access to secure data storage can help maintain the privacy of information and compliance with industry standards.

.....

Step 4: Incident Closure:

The final step is incident report closure after checking if previous steps have been completed. Incident closure helps verify if the root cause of the incident has been determined, corrective actions were completed, and learnings were applied to improve processes in order to continuously fine-tune safety measures in the workplace.